

January 13, 2025 (1st dSAT Practice Test)

Test Version: Bluebook SAT #5



dSAT

practice test analysis for

# Your Name

Score  
1250

prepared by

Your Score Booster

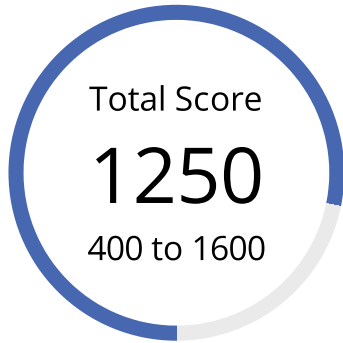
[www.yourscorebooster.com](http://www.yourscorebooster.com)

- Scores and history
- Answer Summary
- Data (for tutor use)

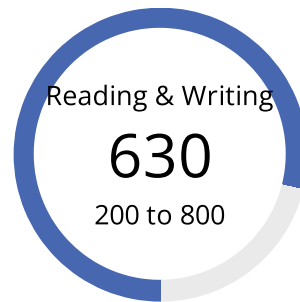
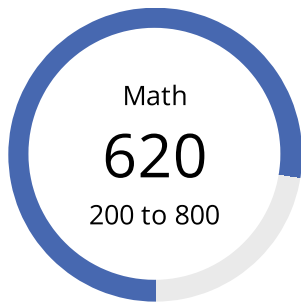
© Your Score Booster



## Scores and History



Notes ”





Correct answer



Incorrect answer

### 1 . Reading & Writing

Question #	Your Answer	Correct	Tags
------------	-------------	---------	------

1	A	A	
2	B	B	
3	A	B	
4	C	B	
5	D	D	
6	D	D	
7	A	A	
8	A	A	
9	D	D	
10	D	D	
11	C	C	
12	A	A	
13	D	D	
14	D	A	
15	C	C	
16	D	D	
17	C	C	
18	B	B	
19	B	A	
20	C	C	
21	D	D	
22	B	B	
23	D	D	
24	B	B	
25	C	C	
26	B	B	
27	C	C	

### 2 . Reading & Writing

Question #	Your Answer	Correct	Tags
------------	-------------	---------	------

1	B	B	
2	D	D	
3	B	B	
4	D	D	
5	A	D	
6	C	B	
7	A	B	
8	A	A	
9	B	C	
10	D	D	
11	C	C	
12	C	B	
13	C	D	
14	D	D	
15	A	A	
16	A	A	
17	C	D	
18	C	C	
19	A	C	
20	C	A	
21	D	D	
22	C	C	
23	B	B	
24	A	D	
25	D	D	
26	B	B	
27	C	C	

### 1 . Math

Question #	Your Answer	Correct	Tags
------------	-------------	---------	------

1	D	D	
2	A	A	
3	C	C	
4	11	11	
5	C	C	
6	10	10	
7	A	A	
8	B	D	
9	D	B	
10	D	D	
11	30	30	
12	4.51	4.51	
13	A	A	
14	D	D	
15	D	D	
16	4205	4205	
17	27	18	
18	C	A	
19	B	D	
20	B	B	
21	D	D	
22	C	D	

### 2 . Math

Question #	Your Answer	Correct	Tags
------------	-------------	---------	------

1	B	B	
2	B	B	
3	B	B	
4	B	A	
5	C	C	
6	29	29	
7	D	D	
8	D	D	
9	A	A	
10	-10	-10	
11	A	A	
12	D	D	
13	D	D	
14	B	A	
15	0	10	
16	-3	-24	
17	B	A	
18	480	480	
19	C	A	
20	0	A	
21	0	4176	
22	B	A	



### Strengths & Weaknesses

61%	Craft - Structure			8 of 13
50%	Purpose-Function of Text	2.6 2.7	1.5 1.6	2 of 4
66%	Full Text Purpose (Author Intention)	2.7	1.5 1.6	2 of 3
0%	Sentence Purpose	2.6		0 of 1
66%	Vocabulary in Context	1.3 1.4 2.5	1.1 1.2 2.1 2.2 2.3 2.4	6 of 9
66%	Sentence Completion	1.3 1.4 2.5	1.1 1.2 2.1 2.2 2.3 2.4	6 of 9

66%	Standard English Conventions			8 of 12
85%	Punctuation	2.20	1.15 1.16 1.17 1.18 2.18 2.21	6 of 7
100%	Apostrophe Issue		1.16	1 of 1
100%	Colon Issue		1.18	1 of 1
80%	Multiple Issues	2.20	1.15 1.18 2.18 2.21	4 of 5
100%	Comma Issue		1.17 1.18	2 of 2
57%	Form Structure- and Sense	1.19 2.17 2.19	1.20 2.16 2.18 2.21	4 of 7

0%	Modifier Issue	1.19		0 of 1
100%	Run-on Issue		1.20 2.18 2.21	3 of 3
50%	Verb Tense Issue	2.17	2.16	1 of 2
100%	Fragment Issue		1.20	1 of 1
0%	Subject Verb Agreement Issue	2.17 2.19		0 of 2

**92%** Expression of Ideas **12 of 13**

87%	Logical Transition	2.24	1.21 1.22 1.23 1.24 2.22 2.23 2.25	7 of 8
87%	Logical Transition Issue	2.24	1.21 1.22 1.23 1.24 2.22 2.23 2.25	7 of 8
100%	Rhetorical Synthesis		1.25 1.26 1.27 2.26 2.27	5 of 5
100%	Relevance Issue		1.25 1.26 1.27 2.27	4 of 4
100%	Tone or Emphasis		1.27 2.26	2 of 2

**75%** Ideas - Information **12 of 16**

66%	Evidence	2.12 2.13	1.10 1.11 2.10 2.11	4 of 6
75%	Quantitative Evidence	2.12	1.10 2.10 2.11	3 of 4
50%	Textual Evidence	2.13	1.11	1 of 2
100%	Ideas		1.7 1.8 1.9 2.15	4 of 4
100%	Main Idea		1.8 1.9 2.15	3 of 3
100%	Detail		1.7	1 of 1
50%	Inferences	2.9	2.14	1 of 2
70%	Reasoning	1.14 2.12 2.13	1.10 1.11 1.12 1.13 2.8 2.11 2.15	7 of 10
62%	Support-Refute a Claim	1.14 2.12 2.13	1.10 1.11 1.12 1.13 2.11	5 of 8
100%	Assumptions		2.8 2.15	2 of 2



### Strengths & Weaknesses

75%		Problem Solving - Data Analysis	6 of 8	
100%	One-Variable Data		1.7 2.6	2 of 2
100%	Distribution - Measures of Center and Spread		1.7 2.6	2 of 2
100%	Inference from Sample Statistics		2.3	1 of 1
100%	Standard Deviation and Margin of Error		2.3	1 of 1
66%	Percentages	2.19	1.6 2.3	2 of 3
100%	Proportional Relationships		1.2 1.13	2 of 2
100%	Proportions		1.13	1 of 1
100%	Unit Conversions		1.2	1 of 1
100%	Data Visualization		1.7	1 of 1
100%	Tables		1.7	1 of 1
0%	Two-Variable Data	2.22		0 of 1
0%	Scatterplot-Line of best fit	2.22		0 of 1
100%	Two-Variable Data		1.13	1 of 1
100%	Linear and Exponential Growth		1.13	1 of 1
50%		Advanced Math	6 of 12	

0%	Nonlinear Functions	2.16		0 of 1
0%	Quadratic Functions Graphs	2.16		0 of 1
54%	Nonlinear Equations-Expressions	1.9 1.17 1.19 1.22 2.14	1.11 1.14 1.15 2.8 2.9 2.13	6 of 11
0%	Exponents and Roots	1.22 2.14		0 of 2
50%	Solving Nonlinear Equations	1.17	1.11	1 of 2
40%	Manipulating Other Nonlinear Equations-Expressions	1.9 1.19 2.14	1.14 1.15	2 of 5
100%	Interpreting Nonlinear Equations-Expressions		1.14	1 of 1
0%	Absolute Value	1.17		0 of 1
100%	Systems of Nonlinear Equations in Two Variables		2.8 2.9	2 of 2
100%	Manipulating Quadratic Equations-Expressions		2.13	1 of 1

66%		Geometry - Trigonometry		6 of 9
75%	Geometry	2.20 2.21	1.3 1.16 1.20 1.21 2.1 2.18	6 of 8
100%	Area- Surface Area- Volume		1.16 1.21	2 of 2
0%	Perimeter-Area	2.21		0 of 1
100%	Parallel-Perpendicular Lines		1.3	1 of 1
100%	Triangles		2.1 2.18	2 of 2
50%	Equation of a Circle	2.20	1.20	1 of 2
100%	Angles		1.3	1 of 1
50%	Similarity	2.21	2.18	1 of 2
0%	Parts of Circle	2.20		0 of 1
66%	Quadrilaterals	2.21	1.16 1.21	2 of 3
66%	Trigonometry	1.18	2.1 2.18	2 of 3
0%	Trig Functions	1.18		0 of 1
100%	Right Triangle Trigonometry		2.1 2.18	2 of 2

72%		Algebra		13 of 18
80%	Linear Equations in Two Variables	2.22	1.1 1.12 2.11	4 of 5
100%	Solving Linear Equations in Two Variables		2.11	1 of 1

0%	Linear Inequalities	1.8 2.4		0 of 2
0%	Linear Inequalities in Two Variables	1.8 2.4		0 of 2
100%	Linear Equations in One Variable		1.4 1.5	2 of 2
100%	Solving Linear Equations in One Variable		1.5	1 of 1
66%	Systems of Two Linear Equations	2.15	2.5 2.7	2 of 3
66%	Systems of Two Linear Equations Two Linear Equations in Two Variables	2.15	2.5 2.7	2 of 3
62%	Linear Functions	1.8 2.17 2.22	1.4 1.10 1.14 2.2 2.10	5 of 8
50%	Graphs of Linear Functions	1.8 2.17 2.22	1.10 2.2 2.10	3 of 6
75%	Function Notation	2.17	1.4 1.14 2.2	3 of 4
100%	Evaluating Functions and Function Tables		1.4	1 of 1
83%	Translating Math	2.4	1.1 1.12 1.13 2.12	5 of 6
66%	Words to Algebra	2.4	1.1	2 of 3
100%	Algebra to Words		1.12 1.13 2.12	3 of 3